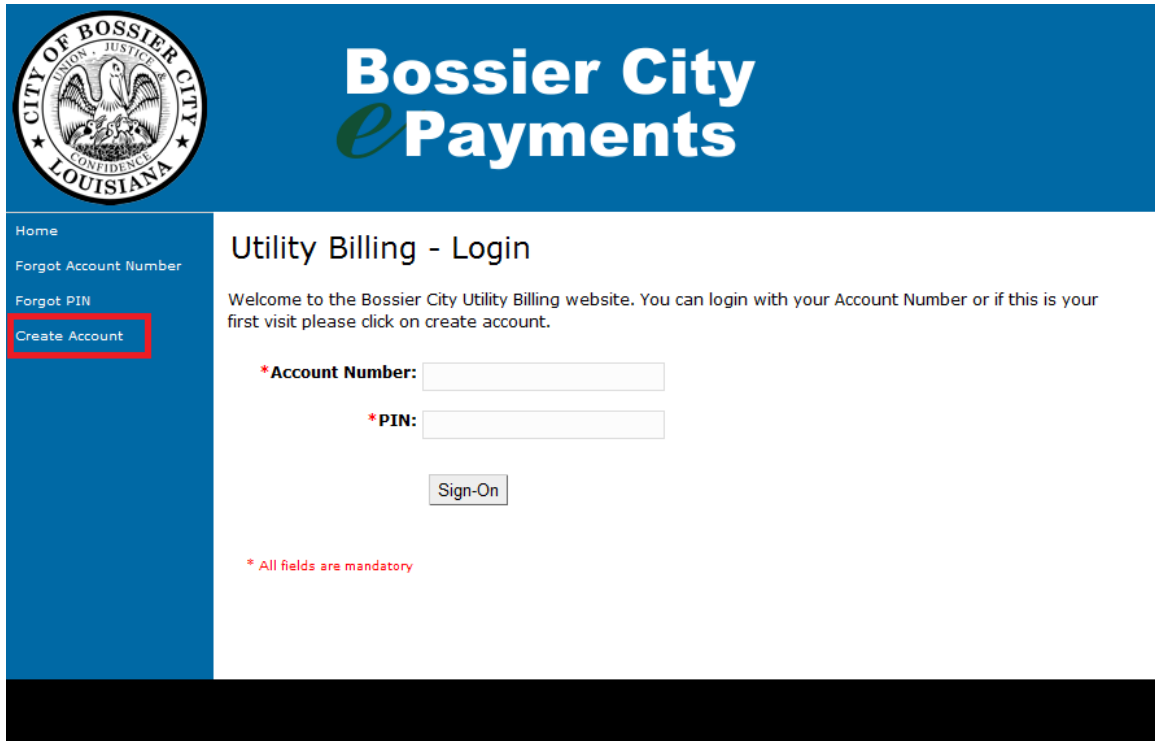


Creating your account instructions:

1. Click on create account.



2. Look on your bill in the left hand corner for your account number and cycle. Enter your utility account number including the dash into the account ID field and click submit.

SERVICE ADDRESS	CYCLE
123 ADDRESS	02 23
ACCOUNT NUMBER	
123123-1231	
SERVICE PERIOD	DAYS
11/21/11 12/27/11	36



Bossier City ePayments

Home

Forgot Account Number

Forgot PIN

Create Account

Fill in the fields directly from your Utility bill.

Account Number: *

Cycle: - *

* Account Number must be entered exactly as it appears on your monthly statement (including the dash).

3. Choose a new pin, any combination of letters and numbers but remember they are case sensitive. Confirmation of your registration will arrive by email.



Bossier City ePayments

Welcome to our online customer support. Before proceeding, we need to collect some registration information. Please fill in the following and click the "Submit" button when completed. Thank you for your time.

Account Number: 000021445-000015090
Customer Name:
Address:
BOSSIER CITY LA

Please enter a new PIN you can easily remember. You may use any combination of letters and numbers. PIN'S are case sensitive.

* **New PIN:** (4-10 character length)

* **Confirm PIN:** (4-10 character length)

* **Email Address:**

* All fields are mandatory

4. If you have entered in the correct information you will receive an email verification message.

******When you receive the email address verification message, [click the link provided in the email.](#)

**** Please save this email for future reference ****

Attention AOL Customers - you must copy and paste the URL into the Address Box to complete the registration process.

<https://epayments.bossiercity.org/Click2GovCX/cxenableuser.html>


Your PIN: Attention825

Your Hint:

If you have any questions, please call [318-741-8757](tel:318-741-8757) or simply reply to this message. Thank you.

Have a nice day.

5. Enter your Account Number and new PIN on the page that appears. Click <sign-on> to enable your account.



Bossier City ePayments

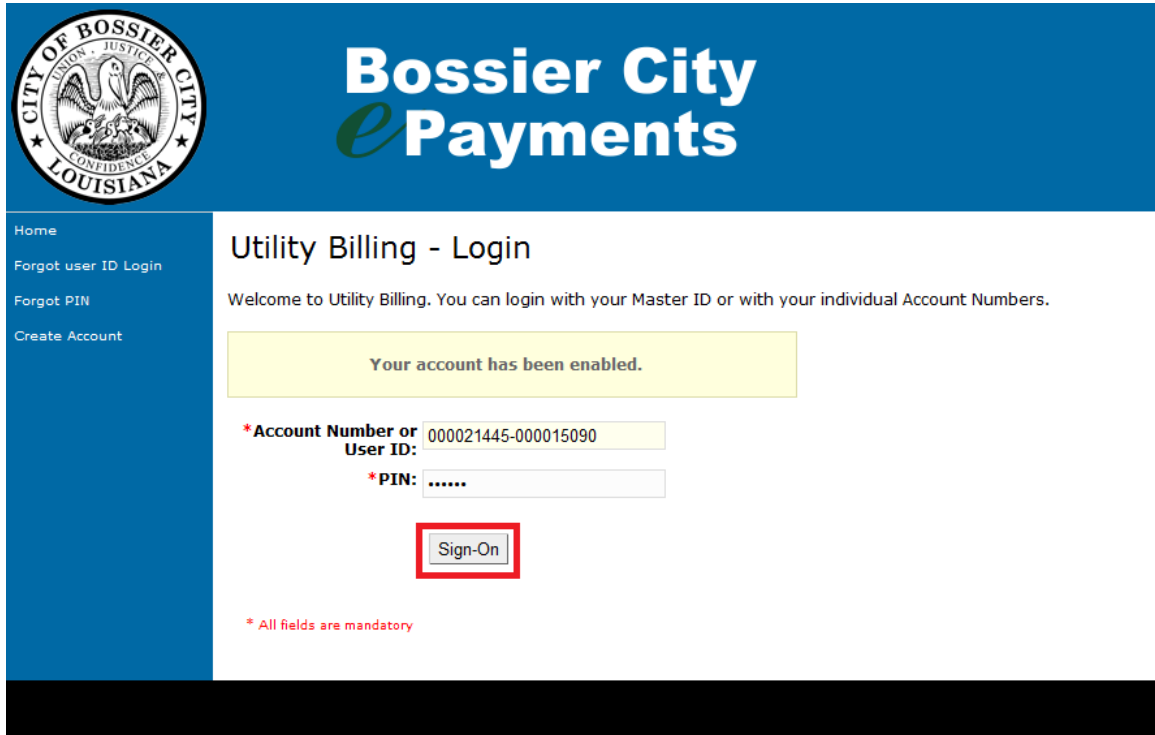
Your email address has been confirmed and your account will be enabled following a valid login. Please sign in below:

*Account Number:

*PIN:

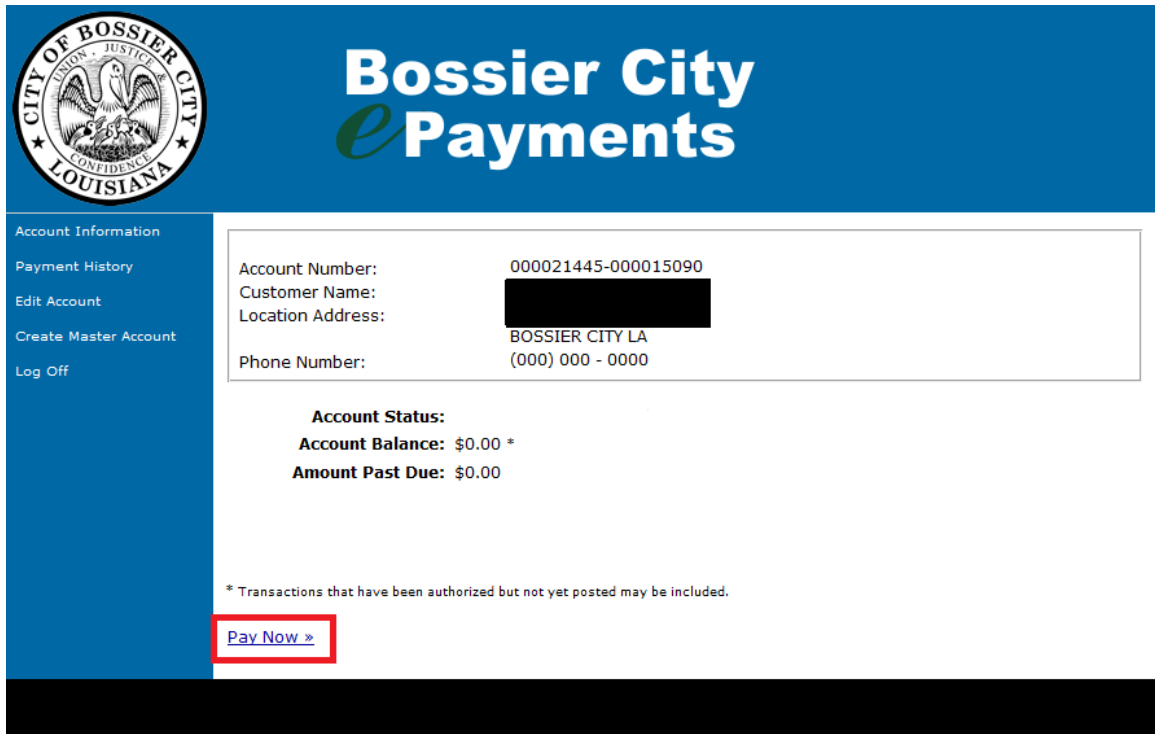
* All fields are mandatory

6. Now click sign-on again once you account has enabled. Congratulations!



The image shows the 'Utility Billing - Login' page of the Bossier City ePayments system. The page features a blue header with the city seal and logo. A left sidebar contains navigation links: Home, Forgot user ID Login, Forgot PIN, and Create Account. The main content area displays a yellow message box stating 'Your account has been enabled.' Below this, there are input fields for '*Account Number or User ID:' (containing '000021445-000015090') and '*PIN:' (containing '.....'). A 'Sign-On' button is highlighted with a red box. A red asterisk note at the bottom states '* All fields are mandatory'.

7. You can now click the provided link to make a payment on line.



The image shows the 'Account Information' page of the Bossier City ePayments system. The page features a blue header with the city seal and logo. A left sidebar contains navigation links: Account Information, Payment History, Edit Account, Create Master Account, and Log Off. The main content area displays account details in a table:

Account Number:	000021445-000015090
Customer Name:	[REDACTED]
Location Address:	BOSSIER CITY LA
Phone Number:	(000) 000 - 0000

Below the table, the account status is shown:

Account Status:
Account Balance: \$0.00 *
Amount Past Due: \$0.00

A red asterisk note at the bottom states '* Transactions that have been authorized but not yet posted may be included.' A 'Pay Now »' button is highlighted with a red box.